


WELDING ROTATORS

Rollers adjustable by handwheel

D-CHGK



D-CHGK-20



WELDING ROTATORS


Rollers adjustable by handwheel

D-CHGK

The D-CHGK series of welding rotators are designed for heavy duty rotating and positioning work such as that for: tanks, pipes and pressure vessels of varying diameters and weights. Get your workpiece in the right welding position so that you can weld and efficiently.

The spindle construction (handwheel) is designed to facilitate the easy adjustment of the distance between the rollers to suit the diameter of the workpiece.

D-CHGK rotators can be supplied with a capacity from 5.000 kg up to 250 tonnes. We also provide D-CHGK welding rotators that are custom made according to your specific requirements.




Optional

- Foot pedal for adjustable speed
- Radio remote control
- Motor-driven adjustment for roller width
- Mechanical adjustment for railways

Features

- High quality electronic components from Schneider / Siemens / Delta
- Stepless adjustable drive speed
- Several types of rollers available: Full Steel / Rubber / Polyurethane
- Strong and durable construction creates very high stability
- Remote control (by wire)
- Double foot pedal
- CE marking
- Favourable price-performance ratio
- 3-year warranty (see warranty conditions)



WELDING ROTATORS

Rollers adjustable by handwheel

D-CHGK

Technical specifications

Model	D-CHGK-5	D-CHGK-10	D-CHGK-20	D-CHGK-40	D-CHGK-60	D-CHGK-80	D-CHGK-100
Max. rotating capacity drive unit (kg)	5.000	10.000	20.000	40.000	60.000	80.000	100.000
Max. load capacity drive unit (kg)	2.500	5.000	10.000	20.000	30.000	40.000	50.000
Max. load capacity idler (kg)	2.500	5.000	10.000	20.000	30.000	40.000	50.000
Rollers Ø x W (mm)	250 x 140	300 x 170	350 x 210	400 x 200	450 x 220	500 x 280	500 x 280
Adjustment rollers	manually by handwheel						
Rotation speed (mm/min)	100 - 1.000	100 - 1.000	100 - 1.000	100 - 1.000	100 - 1.000	100 - 1.000	100 - 1.000
Workpiece (Ø mm)	100 - 2.500	100 - 3.200	150 - 3.800	150 - 4.500	200 - 5.000	300 - 5.500	500 - 6.300
Motor power (kW)	2 x 0,37	2 x 0,55	2 x 1,1	2 x 1,5	2 x 2,2	2 x 3	2 x 4
Power supply	400V, 50/60Hz	400V, 50/60Hz	400V, 50/60Hz	400V, 50/60Hz	400V, 50/60Hz	400V, 50/60Hz	400V, 50/60Hz
Double foot pedal (start-stop/left-right)	Included	Included	Included	Included	Included	Included	Included
Remote control (by wire)	Included	Included	Included	Included	Included	Included	Included

All information is subject to printing-, type errors and modifications.